

MALAYSIA : BILANGAN TERNAKAN, 2017

Malaysia : Livestock Population, 2017

WILAYAH <i>Region</i>	KERBAU <i>Buffalo</i>	LEMBU <i>Cattle</i>	KAMBING <i>Goat</i>	BEBIRI <i>Sheep</i>	BABI <i>Swine</i>
S.Malaysia <i>P. Malaysia</i>	54,632	620,521	318,032	126,161	1,412,737
Sabah ^P	53,850	73,200	54,525	2,565	103,095
Sarawak	5,531	10,111	12,747	1,932	333,519
Jumlah <i>Total</i>	114,013	703,832	385,304	130,658	1,849,351

MALAYSIA : BILANGAN TERNAKAN, 2018^E

Malaysia : Livestock Population, 2018^E

WILAYAH <i>Region</i>	KERBAU <i>Buffalo</i>	LEMBU <i>Cattle</i>	KAMBING <i>Goat</i>	BEBIRI <i>Sheep</i>	BABI <i>Swine</i>
S.Malaysia <i>P. Malaysia</i>	54,205	624,263	329,735	125,576	1,406,514
Sabah	54,680	75,766	56,346	2,597	101,840
Sarawak	5,436	10,452	12,964	1,821	334,074
Jumlah <i>Total</i>	114,321	710,481	399,045	129,994	1,842,428

P : Sementara (*Provisional*)

E : Anggaran (*Estimate*)

MALAYSIA : BILANGAN TERNAKAN, 2014-2018 ^E

Malaysia : Livestock Population, 2014-2018 ^E

JENIS TERNAKAN <i>Livestock Type</i>	2014	2015	2016	2017	2018 ^E
KERBAU (<i>Buffalo</i>)					
S.Malaysia (<i>P. M'sia</i>)	61,687	60,198	59,740	54,632	54,205
Sabah	52,450	52,975	53,872	53,850	54,680
Sarawak	7,122	5,396	5,521	5,531	5,436
Jumlah (<i>Total</i>)	121,259	118,569	119,133	114,013	114,321
LEMBU (<i>Cattle</i>)					
S.Malaysia (<i>P. M'sia</i>)	662,818	661,005	654,602	620,521	624,263
Sabah	68,105	70,493	73,215	73,200	75,766
Sarawak	15,860	10,840	10,010	10,111	10,452
Jumlah (<i>Total</i>)	746,783	742,338	737,827	703,832	710,481
KAMBING (<i>Goat</i>)					
S.Malaysia (<i>P. M'sia</i>)	363,768	364,946	350,370	318,032	329,735
Sabah	50,650	52,342	54,541	54,525	56,346
Sarawak	14,980	14,363	11,618	12,747	12,964
Jumlah (<i>Total</i>)	429,398	431,651	416,529	385,304	399,045
BEBIRI (<i>Sheep</i>)					
S.Malaysia (<i>P. M'sia</i>)	138,127	142,153	134,057	126,161	125,576
Sabah	2,050	2,069	2,645	2,565	2,597
Sarawak	2,258	2,811	1,777	1,932	1,821
Jumlah (<i>Total</i>)	142,435	147,033	138,479	130,658	129,994
BABI (<i>Swine</i>)					
S.Malaysia (<i>P. M'sia</i>)	1,425,371	1,413,597	1,370,763	1,412,737	1,406,514
Sabah	82,552	77,630	77,986	103,095	101,840
Sarawak	336,180	795,596	205,632	333,519	334,074
Jumlah (<i>Total</i>)	1,844,103	2,286,823	1,654,381	1,849,351	1,842,428

P : Sementara (*Provisional*)

E : Anggaran (*Estimate*)

MALAYSIA : BILANGAN TERNAKAN & PERATUS PERUBAHAN BAGI TAHUN 2017 BERBANDING TAHUN 2016

Malaysia : Livestock Population - Percentage Change Between 2017 and 2016

JENIS TERNAKAN <i>Livestock Type</i>	2016	2017	17-16	%
KERBAU (<i>Buffalo</i>)				
S.Malaysia (<i>P. M'sia</i>)	59,740	54,632	(5,108)	(8.6)
Sabah	53,872	53,850	(22)	(0.0)
Sarawak	5,521	5,531	10	0.2
Jumlah (Total)	119,133	114,013	(5,120)	(4.3)
LEMBU (<i>Cattle</i>)				
S.Malaysia (<i>P. M'sia</i>)	654,602	620,521	(34,081)	(5.2)
Sabah	73,215	73,200	(15)	(0.0)
Sarawak	10,010	10,111	101	1.0
Jumlah (Total)	737,827	703,832	(33,995)	(4.6)
KAMBING (<i>Goat</i>)				
S.Malaysia (<i>P. M'sia</i>)	350,370	318,032	(32,338)	(9.2)
Sabah	54,541	54,525	(16)	(0.0)
Sarawak	11,618	12,747	1,129	9.7
Jumlah (Total)	416,529	385,304	(31,225)	(7.5)
BEBIRI (<i>Sheep</i>)				
S.Malaysia (<i>P. M'sia</i>)	134,057	126,161	(7,896)	(5.9)
Sabah	2,645	2,565	(80)	(3.0)
Sarawak	1,777	1,932	155	8.7
Jumlah (Total)	138,479	130,658	(7,821)	(5.6)
BABI (<i>Swine</i>)				
S.Malaysia (<i>P. M'sia</i>)	1,370,763	1,412,737	41,974	3.1
Sabah	77,986	103,095	25,109	32.2
Sarawak	205,632	333,519	127,887	62.2
Jumlah (Total)	1,654,381	1,849,351	194,970	11.8

P : Sementara (*Provisional*)

MALAYSIA : BILANGAN TERNAKAN MENGIKUT NEGERI, 2017

Malaysia : Livestock Population By States, 2017

NEGERI <i>State</i>	Kerbau <i>Buffalo</i>	Lembu <i>Cattle</i>	Kambing <i>Goat</i>	Bebiri <i>Sheep</i>	Babi <i>Swine</i>	Ayam <i>Poultry</i>	Itik <i>Duck</i>	Burung Unta <i>Ostrich</i>	Puyuh <i>Quail</i>	Rusa <i>Deer</i>
Perlis	224	6,713	3,178	1,653	0	1,570,560	7,790	6	10,900	284
Kedah	5,437	56,118	46,982	11,428	1,755	50,712,440	515,166	14	222,143	1,119
Pulau Pinang	574	11,642	10,215	2,757	317,897	10,869,583	335,043	2	147,450	86
Perak	9,199	44,749	26,741	2,948	540,816	37,107,300	6,837,100		47,545	4,835
Selangor	2,812	24,831	19,997	3,090	267,317	17,654,459	5,305	190	106,800	44
N. Sembilan	1,992	39,614	32,488	16,128	349	20,042,199	32,303	91	389,300	1,124
Melaka	4,404	28,721	35,804	6,906	47,250	24,883,996	79,091		343,500	394
Johor	3,710	101,967	40,462	21,756	232,391	69,594,084	1,030,715	297	1,380,569	1,992
Pahang	11,680	123,299	31,621	18,605	4,282	11,301,623	11,240	2	76,530	1,832
Terengganu	8,972	84,427	28,401	6,860	0	2,674,040	27,176		84,597	655
Kelantan	5,628	98,237	42,037	34,030	680	3,657,188	64,142		9,544	219
W. Persekutuan		203	106							48
Jumlah S. M'sia <i>Total For P. M'sia</i>	54,632	620,521	318,032	126,161	1,412,737	250,067,472	8,945,071	602	2,818,878	12,632
Sabah	53,850	73,200	54,525	2,565	103,095	9,604,845	53,725	59	16,762	
Sarawak ^P	5,531	10,111	12,747	1,932	333,519	33,629,241	285,104		288,171	1,061
JUMLAH BESAR <i>Grand Total</i>	114,013	703,832	385,304	130,658	1,849,351	293,301,558	9,283,900	661	3,123,811	13,693

P : Sementara (Provisional)

n.a : Tiada maklumat (Not available)

MALAYSIA : BILANGAN TERNAKAN MENGIKUT NEGERI, 2018^E

Malaysia : Livestock Population By States, 2018^E

NEGERI <i>State</i>	Kerbau <i>Buffalo</i>	Lembu <i>Cattle</i>	Kambing <i>Goat</i>	Bebiri <i>Sheep</i>	Babi <i>Swine</i>	Ayam <i>Poultry</i>	Itik <i>Duck</i>	Burung Unta <i>Ostrich</i>	Puyuh <i>Quail</i>	Rusa <i>Deer</i>
Perlis	249	6,718	3,176	1,644		1,784,417	7,838	5	10,203	287
Kedah	5,219	54,297	48,459	10,833	1,588	56,529,903	561,819	11	237,883	1,205
Pulau Pinang	608	11,934	11,008	2,811	320,165	11,342,444	343,397	1	142,930	78
Perak	9,174	45,516	27,167	3,008	545,258	39,897,038	7,463,087		43,197	5,251
Selangor	2,896	25,143	21,515	3,117	262,060	18,064,933	5,236	213	127,110	48
N. Sembilan	1,899	39,667	33,986	16,084	241	21,187,714	32,068	101	384,402	1,108
Melaka	4,408	29,272	38,121	6,902	44,025	27,000,465	84,314		381,794	422
Johor	3,788	105,712	42,463	21,870	228,639	72,686,534	1,057,353	297	1,570,996	1,749
Pahang	11,604	124,530	32,433	18,826	3,893	12,915,104	11,284	1	87,029	2,061
Terengganu	8,935	85,155	29,798	6,892		2,749,331	26,453		78,916	745
Kelantan	5,425	96,109	41,501	33,589	645	3,727,520	62,144		9,349	230
W. Persekutuan		210	108							47
Jumlah S. M'sia <i>Total For P. M'sia</i>	54,205	624,263	329,735	125,576	1,406,514	267,885,403	9,654,993	629	3,073,809	13,231
Sabah	54,680	75,766	56,346	2,597	101,840	9,814,509	54,861	59	16,762	
Sarawak	5,436	10,452	12,964	1,821	334,074	34,278,682	298,400		340,917	1,121
JUMLAH BESAR <i>Grand Total</i>	114,321	710,481	399,045	129,994	1,842,428	311,978,594	10,008,254	688	3,431,488	14,352

E : Anggaran (Estimate)

n.a : Tiada maklumat (Not available)

MALAYSIA : SEMBELIHAN TERNAKAN YANG DIREKOD, 2014-2018^E

Malaysia : Recorded Slaughter of Livestock, 2014-2018^E

JENIS TERNAKAN <i>Livestock Type</i>	2014	2015	2016	2017	2018^E
KERBAU (Buffalo)					
S.Malaysia (P. M'sia)	7,715	7,678	7,121	9,058	8,872
Sabah	366	342	383	357	333
Sarawak	644	634	750	738	726
Jumlah (Total)	8,725	8,654	8,254	10,153	9,931
LEMBU (Cattle)					
S.Malaysia (P. M'sia)	136,225	149,174	129,224	116,036	116,315
Sabah	1,029	957	1,096	1,019	948
Sarawak	812	791	947	922	898
Jumlah (Total)	138,066	150,922	131,267	117,977	118,161
KAMBING (Goat)					
S.Malaysia (P. M'sia)	67,586	69,449	64,411	63,875	64,910
Sabah	n.a	n.a	n.a	n.a	n.a
Sarawak	272	299	491	539	591
Jumlah (Total)	67,858	69,748	64,902	64,414	65,501
BEBIRI (Sheep)					
S.Malaysia (P. M'sia)	17,082	17,193	20,676	18,386	18,141
Sabah	n.a	n.a	n.a	n.a	n.a
Sarawak	44	39	41	36	31
Jumlah (Total)	17,126	17,232	20,717	18,422	18,172
BABI (Swine)					
S.Malaysia (P. M'sia)	1,181,978	1,259,230	1,147,780	1,304,977	1,261,910
Sabah	118,748	115,910	118,797	115,957	113,185
Sarawak	232,838	234,840	239,229	241,286	243,361
Jumlah (Total)	1,533,564	1,609,980	1,505,806	1,662,220	1,618,456

P : Sementara (*Provisional*)

n.a : Tiada maklumat (*Not available*)

E : Anggaran (*Estimate*)

MALAYSIA : PENGELUARAN HASILAN TERNAKAN, 2012-2018^E

Malaysia : Output of Livestock Products, 2012-2018^E

KOMODITI <i>Commodity</i>	WILAYAH <i>Region</i>	2012	2013	2014	2015	2016	2017	2018 ^E
DAGING LEMBU/ KERBAU <i>Beef (M. Tan/ M. Tonne)</i>	S. Malaysia	49,780	50,137	51,219	48,977	46,469	44,892	46,169
Jumlah	Malaysia	51,277	51,715	52,857	50,493	47,956	46,333	47,597
DAGING KAMBING/ BEBIRI <i>Mutton (M. Tan/ M. Tonne)</i>	S. Malaysia	4,667	4,575	4,425	4,283	4,853	4,275	4,444
Jumlah	Malaysia	4,806	4,689	4,543	4,407	4,992	4,400	4,572
DAGING BABI <i>Pork (M. Tan/ M. Tonne)</i>	S. Malaysia	169,572	168,151	168,158	166,769	161,716	166,668	161,318
Jumlah	Malaysia	218,471	217,422	217,558	222,598	195,176	218,177	217,360
DAGING AYAM/ ITIK <i>Poultry Meat ('000 M. Tan/ '000 M. Tonne)</i>	S. Malaysia	1,252.1	1,328.3	1,449.6	1,495.4	1,611.5	1,522.5	1,567.7
Jumlah	Malaysia	1,374.4	1,458.1	1,584.1	1,633.4	1,755.2	1,664.9	1,707.6
TELUR AYAM/ ITIK * <i>Chicken/Duck Eggs</i> <i>(Juta Biji/ Mil. Eggs)</i>	S. Malaysia	9,325.9 ** 559.6	9,924.2 ** 595.5	10,571.0 ** 634.3	11,605.6 ** 696.3	12,491.8 ** 749.5	12,848.6 ** 770.9	13,614.7 ** 816.9
Jumlah	Malaysia	10,736.7 ** 644.2	11,399.3 ** 684.0	12,127.1 ** 727.6	13,265.3 ** 795.9	14,040.8 ** 842.5	14,416.1 ** 865.0	15,234.9 ** 914.1
SUSU (Segar) * <i>Milk (Juta Liter/ Mil. Litres)</i>	S. Malaysia	18.4	20.3	24.8	27.4	27.4	25.9	30.2
Jumlah	Malaysia	27.0	28.8	34.1	36.5	36.7	36.6	40.4
KULIT & BELULANG <i>Raw Hides & Skins (M. Tan/ M. Tonne)</i>	S. Malaysia	12,410	12,476	12,722	12,196	12,043	11,535	11,867
Jumlah	Malaysia	12,901	12,994	13,274	12,693	12,531	12,008	12,336

P : Sementara (Provisional)

E : Anggaran (Estimate)

n.a : Tiada maklumat (Not available)

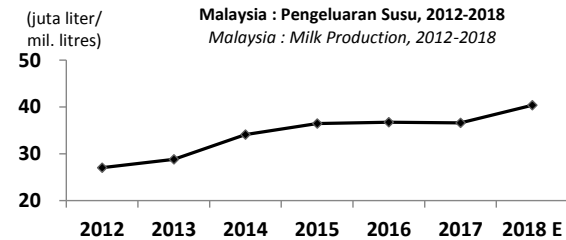
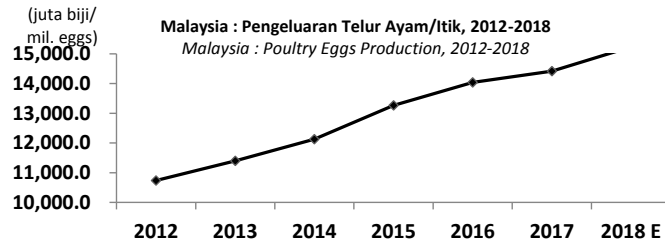
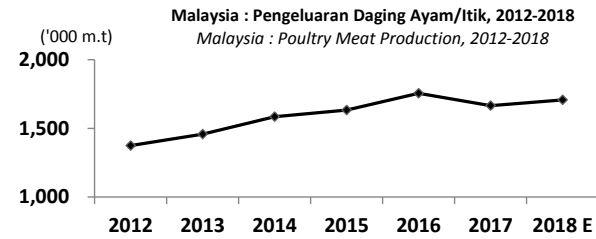
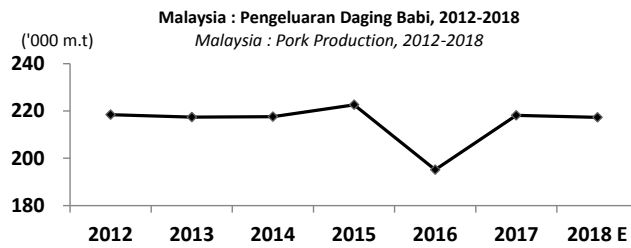
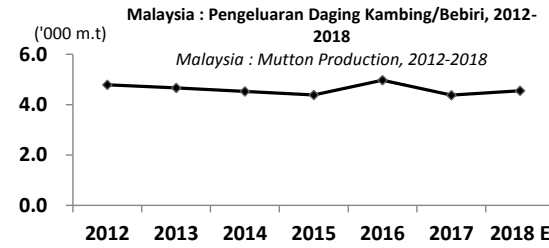
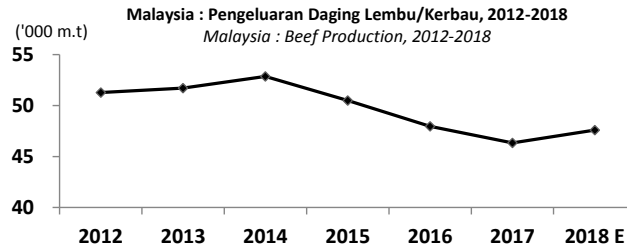
** : ('000) M. Tan/ ('000) M. Tonne

* Anggaran purata berat telur ayam/itik = 60 gm/biji

* Estimated average weight of chicken/duck egg = 60 gm/egg

MALAYSIA : PENGELUARAN HASILAN TERNAKAN, 2012-2018^E

Malaysia : Output of Livestock Products, 2012-2018^E



MALAYSIA : PENGGUNAAN HASILAN TERNAKAN, 2012-2018^F

Malaysia : Consumption of Livestock Products, 2012-2018^E

KOMODITI <i>Commodity</i>	WILAYAH <i>Region</i>	2012	2013	2014	2015	2016	2017	2018 ^E
DAGING LEMBU/ KERBAU <i>Beef (M. Tan/ M. Tonne)</i>	S. Malaysia	168,192	184,179	192,006	202,877	194,168	193,589	206,784
Jumlah	Malaysia	181,479	201,533	209,152	218,937	208,154	208,997	216,604
DAGING KAMBING/ BEBIRI <i>Mutton (M. Tan/ M. Tonne)</i>	S. Malaysia	23,239	27,666	32,611	35,172	35,442	39,234	39,522
Jumlah	Malaysia	25,276	30,226	35,687	38,477	38,386	43,003	43,903
DAGING BABI <i>Pork (M. Tan/ M. Tonne)</i>	S. Malaysia	176,141	174,716	177,519	182,508	181,112	184,130	184,112
Jumlah	Malaysia	225,825	224,290	227,421	237,888	214,569	236,833	240,089
DAGING AYAM/ ITIK <i>Poultry Meat ('000 M. Tan/ '000 M. Tonne)</i>	S. Malaysia	1,183.0	1,254.2	1,379.3	1,427.2	1,553.7	1,460.8	1,429.8
Jumlah	Malaysia	1,301.5	1,390.7	1,519.2	1,568.2	1,700.2	1,605.8	1,651.4
TELUR AYAM/ ITIK * <i>Chicken/ Duck Eggs</i> <i>(Juta Biji/ Mil. Eggs)</i>	S. Malaysia	7,757.7 ** 465.5	8,157.0 ** 489.4	9,199.1 ** 552.0	10,086.9 ** 605.2	10,389.1 ** 623.4	11,092.4 ** 665.6	11,104.7 ** 666.3
Jumlah	Malaysia	9,086.0 ** 545.2	9,550.9 ** 573.1	10,657.1 ** 639.4	11,642.4 ** 698.6	11,906.4 **714.4	12,572.1 ** 754.3	12,687.0 ** 761.2
SUSU (Cecair)* <i>Milk (Juta Liter/ Mil. Litres)</i>	S. Malaysia	14.4	28.4	37.1	45.8	45.1	49.3	52.2
Jumlah	Malaysia	23.7	37.6	47.4	56.6	56.6	62.8	65.7

P : Sementara (Provisional)

n.a : Tiada maklumat (Not available)

* Anggaran purata berat telur ayam/itik = 60 gm/biji

E : Anggaran (Estimate)

** : ('000) M. Tan/ ('000) M. Tonne

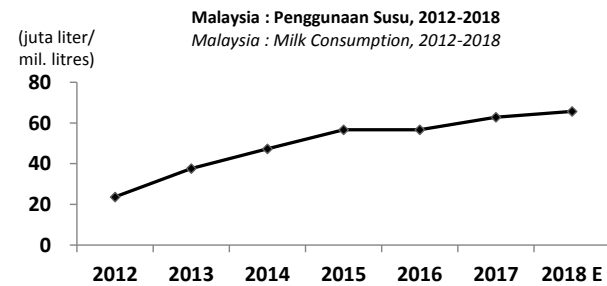
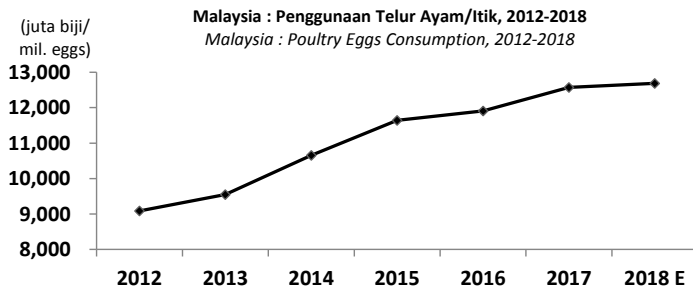
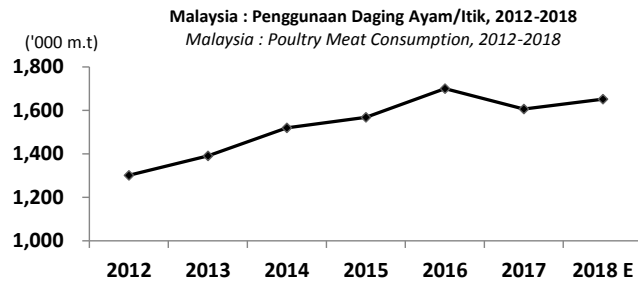
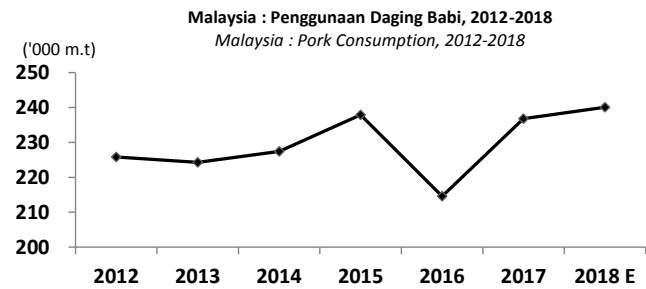
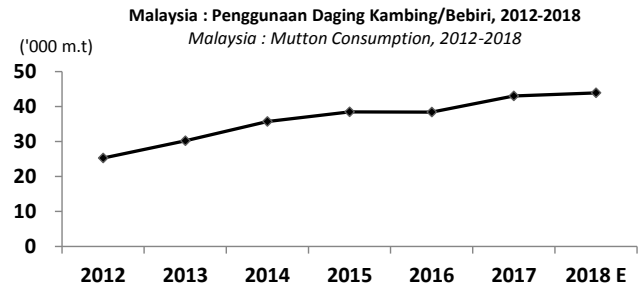
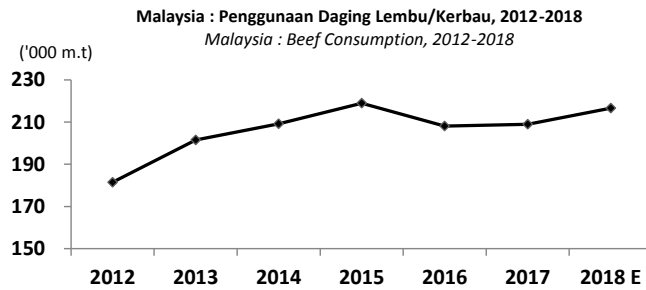
* Estimated average weight of chicken/duck egg = 60 gm/egg

SUSU (Cecair)* merujuk kepada penggunaan susu segar dan susu cecair yang di import.

MILK (Liquid) * refer to the consumption of fresh and imported liquid milk

MALAYSIA : PENGGUNAAN HASILAN TERNAKAN, 2012-2018^E

Malaysia : Consumption of Livestock Products, 2012-2018^E



MALAYSIA : PENGGUNAAN PER KAPITA HASILAN TERNAKAN, 2012-2018^E

Malaysia : Per Capita Consumption of Livestock Products, 2012-2018^E

KOMODITI <i>Commodity</i>	WILAYAH <i>Region</i>	2012	2013	2014	2015	2016	2017	2018 ^E
DAGING LEMBU/ KERBAU <i>Beef (Kg)</i>	Malaysia	6.2	6.6	6.8	7.0	6.5	6.5	6.7
	S. Malaysia	7.2	7.6	7.8	8.1	7.7	7.6	8.1
DAGING KAMBING/ BEBIRI <i>Mutton (Kg)</i>	Malaysia	0.9	1.0	1.2	1.2	1.2	1.3	1.4
	S. Malaysia	1.0	1.1	1.3	1.4	1.4	1.5	1.5
DAGING BABI <i>Pork (Kg)</i>	Malaysia	7.7	7.4	7.4	7.6	6.7	7.4	7.4
		19.1	18.5	18.4	18.9	16.8	18.5	18.5
	S. Malaysia	7.5 ** 18.7	7.2 ** 18.1	7.2 ** 18.0	7.3 ** 18.3	7.1 ** 17.8	7.2 ** 18.1	7.2 ** 17.9
DAGING AYAM/ ITIK <i>Poultry Meat (Kg)</i>	Malaysia	44.4	45.8	49.1	49.9	53.3	50.1	51.0
	S. Malaysia	50.3	51.9	56.1	57.1	61.2	57.5	55.6
TELUR AYAM/ ITIK * <i>Chicken/ Duck Eggs (Egg)</i>	Malaysia	307.8	314.5	344.7	370.4	373.1	392.6	391.8
		*** 18.5	*** 18.9	*** 20.7	*** 22.2	*** 22.4	*** 23.6	*** 23.5
	S. Malaysia	329.9 *** 19.8	337.3 *** 20.2	373.9 *** 22.4	403.4 *** 24.2	409.4 *** 24.6	436.7 *** 26.2	432.2 *** 25.9
SUSU (Cecair)* <i>Milk (Liter)</i>	Malaysia	0.8	1.3	1.6	1.8	1.8	2.0	2.0
	S. Malaysia	0.6	1.2	1.6	1.9	1.8	1.9	2.0

P : Sementara (Provisional)

E : Anggaran (Estimate)

n.a : Tiada maklumat (Not available)

**** Kilogram (Kg)*

SUSU (Cecair) merujuk kepada penggunaan per kapita susu segar dan susu cecair yang di import.*

*MILK (Liquid) * refer to the per capita consumption of fresh and imported liquid milk*

*** Berdasarkan kepada 40% bilangan penduduk bukan Islam*

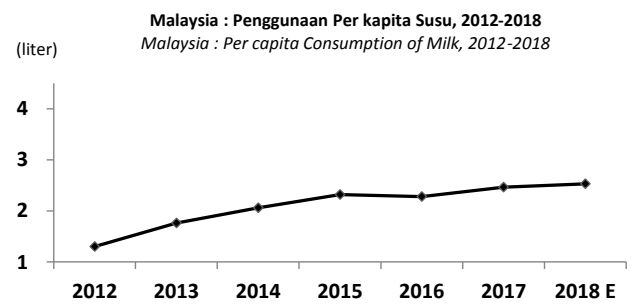
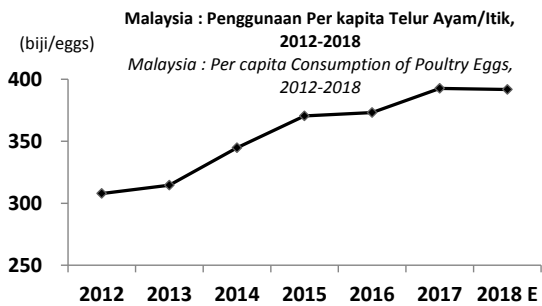
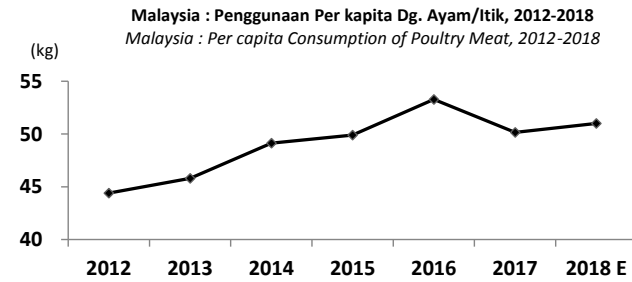
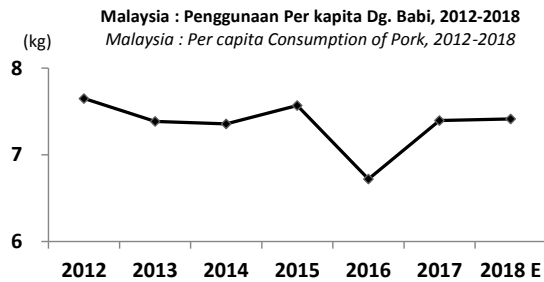
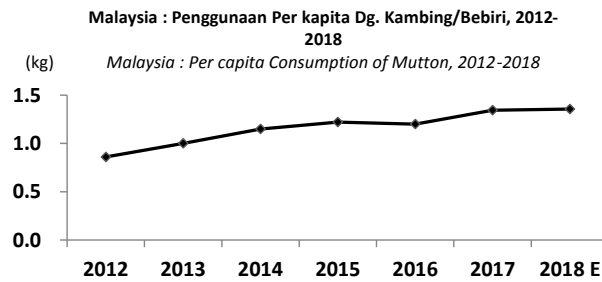
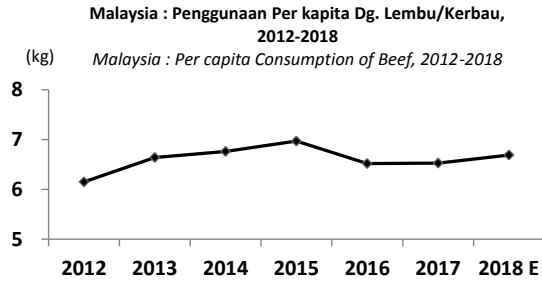
(Based on total consuming population of 40% non-Muslim)

** Anggaran purata berat telur ayam/itik = 60 gm/biji*

(Estimated average weight of chicken/duck egg = 60 gm/egg)

MALAYSIA : PENGGUNAAN PER KAPITA HASILAN TERNAKAN, 2012-2018^E

Malaysia : Per Capita Consumption of Livestock Products, 2012-2018^E



MALAYSIA : KADAR SARADIRI HASILAN TERNAKAN (%), 2012-2018^E

Malaysia : Self-Sufficiency In Livestock Products (%), 2012-2018^E

KOMODITI <i>Commodity</i>	WILAYAH <i>Region</i>	2012	2013	2014	2015	2016	2017	2018^E
DAGING LEMBU/ KERBAU <i>Beef</i>	Malaysia	28.26	25.66	25.29	23.06	23.04	22.17	21.97
	S. Malaysia	29.60	27.22	26.68	24.14	23.93	23.19	22.33
DAGING KAMBING/ BEBIRI <i>Mutton</i>	Malaysia	19.01	15.51	12.73	11.45	13.00	10.23	10.41
	S. Malaysia	20.08	16.54	13.57	12.18	13.69	10.90	11.24
DAGING BABI <i>Pork</i>	Malaysia	96.74	96.94	95.66	93.57	90.96	92.12	90.53
	S. Malaysia	96.27	96.24	94.73	91.38	89.29	90.52	87.62
DAGING AYAM/ ITIK <i>Poultry Meat</i>	Malaysia	104.88	104.85	104.27	104.16	103.24	103.68	103.40
	S. Malaysia	105.84	105.91	105.09	104.78	103.72	104.22	109.65
TELUR AYAM/ ITIK <i>Chicken/ Duck Eggs</i>	Malaysia	118.17	119.35	113.79	113.99	117.93	114.67	120.08
	S. Malaysia	120.21	121.67	114.91	115.06	120.24	115.83	122.60
SUSU (Cecair)* <i>Milk</i>	Malaysia	114.14	76.60	71.96	64.40	64.86	58.25	61.44
	S. Malaysia	127.98	71.55	66.79	59.87	60.91	52.53	57.83

P : Sementara (Provisional)

n.a : Tiada maklumat (Not available)

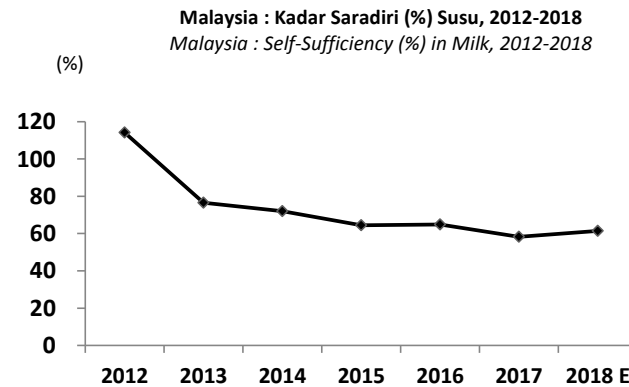
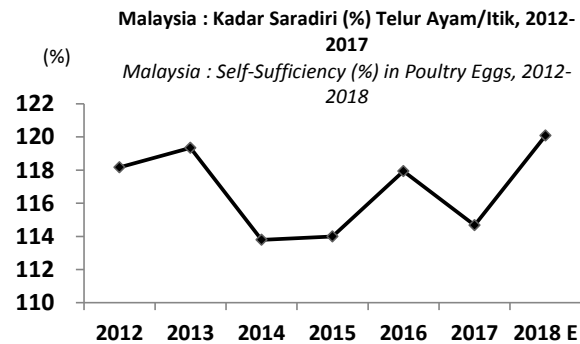
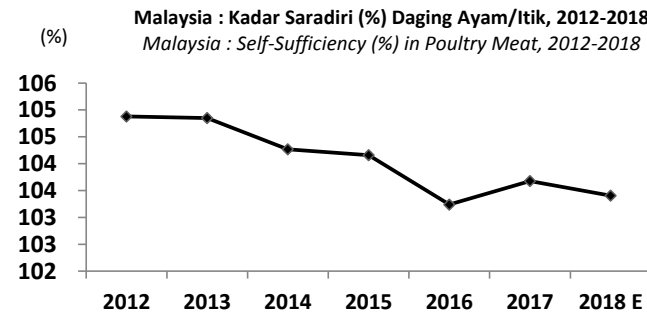
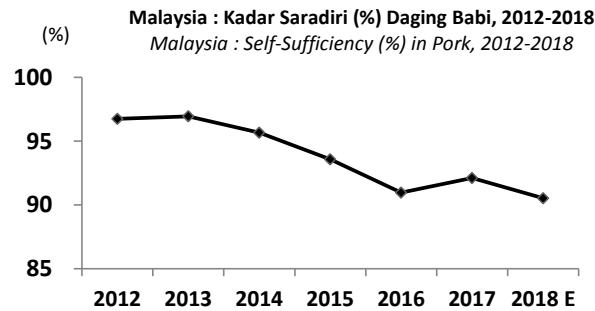
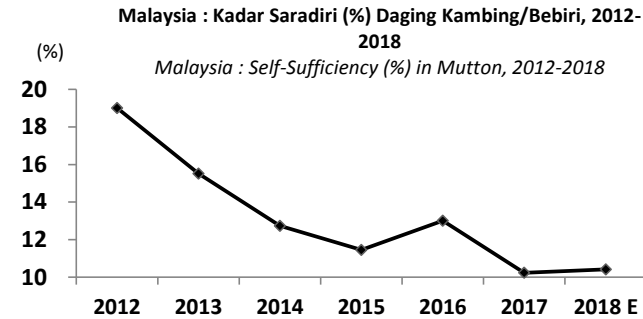
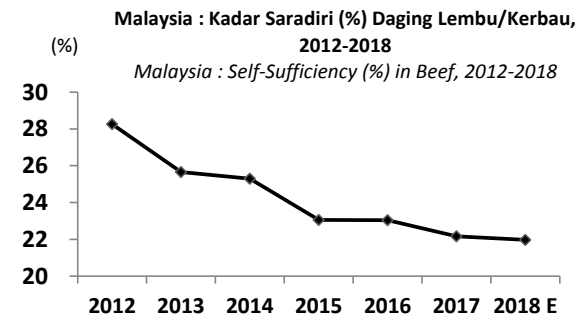
E : Anggaran (Estimate)

SUSU (Cecair) merujuk kepada kadar saradiri susu segar dan susu cecair yang di import.*

*MILK (Liquid) * refer to the self-sufficiency of fresh and imported liquid milk*

MALAYSIA : KADAR SARADIRI HASILAN TERNAKAN (%), 2012-2018^E

Malaysia : Self-Sufficiency In Livestock Products (%), 2012-2018^E



MALAYSIA : NILAI DI LADANG HASILAN TERNAKAN (RM JUTA), 2012-2018 ^E

Malaysia : Ex-Farm Value of Livestock Products (RM Million), 2012-2018 ^E

KOMODITI <i>Commodity</i>	WILAYAH <i>Region</i>	2012	2013	2014	2015	2016	2017	2018 ^E
DAGING LEMBU/ KERBAU <i>Beef</i>	S. Malaysia	976.49	1,082.96	1,202.64	1,356.67	1,440.55	1,481.44	1,569.75
	Malaysia	1,031.76	1,141.57	1,264.13	1,411.72	1,486.65	1,528.66	1,618.45
DAGING KAMBING/ BEBIRI <i>Mutton</i>	S. Malaysia	140.01	146.40	143.80	139.21	160.15	162.45	173.30
	Malaysia	146.13	151.39	148.88	144.52	165.70	167.58	178.42
DAGING BABI <i>Pork</i>	S. Malaysia	1,474.46	1,476.91	1,849.74	1,917.84	1,940.59	2,500.02	2,742.41
	Malaysia	1,968.86	2,048.89	2,401.82	2,526.06	2,370.12	3,243.16	3,599.54
DAGING AYAM/ ITIK <i>Poultry Meat</i>	S. Malaysia	6,094.11	6,605.16	7,682.76	8,673.37	9,830.07	9,896.24	10,974.06
	Malaysia	6,867.60	7,413.53	8,499.07	9,534.28	10,776.05	10,883.96	12,046.48
TELUR AYAM/ ITIK <i>Chicken/Duck Eggs</i>	S. Malaysia	2,797.76	3,374.23	3,805.57	4,178.03	4,621.97	4,882.47	5,582.05
	Malaysia	3,274.63	3,872.77	4,349.46	4,752.04	5,190.09	5,479.54	6,231.74
SUSU (SEGAR)* <i>Fresh milk</i>	S. Malaysia	36.76	40.66	49.62	60.31	63.11	64.70	81.55
	Malaysia	54.05	57.62	68.16	80.23	84.50	91.53	108.98
KULIT & BELULANG <i>Raw Hides & Skins</i>	S. Malaysia	11.79	11.87	13.36	16.46	17.33	19.61	21.85
	Malaysia	12.26	12.36	13.94	17.13	18.06	20.41	22.74
JUMLAH BESAR <i>Grand Total</i>	S. Malaysia	11,531.38	12,738.19	14,747.49	16,341.89	18,073.77	19,006.93	21,144.97
	Malaysia	13,355.29	14,698.13	16,745.46	18,465.98	20,091.17	21,414.84	23,806.34

P : Sementara (Provisional)

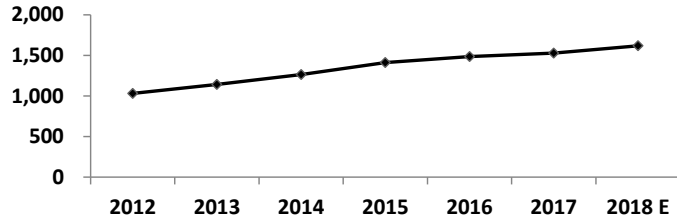
n.a : Tiada maklumat (Not available)

E : Anggaran (Estimate)

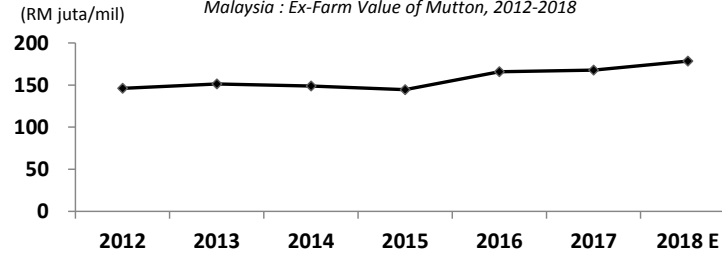
MALAYSIA : NILAI DI LADANG HASILAN TERNAKAN (RM JUTA), 2012-2018^E

Malaysia : Ex-Farm Value of Livestock Products (RM Million), 2012-2018^E

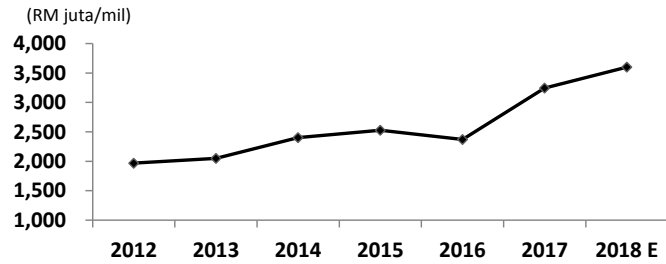
Malaysia : Nilai Di Ladang Daging Lembu/Kerbau, 2012-2018
Malaysia : Ex-Farm Value of Beef, 2012-2018



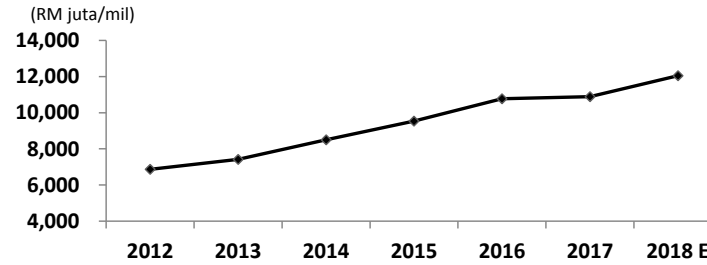
Malaysia : Nilai Di Ladang Daging Kambing/Bebiri, 2012-2018
Malaysia : Ex-Farm Value of Mutton, 2012-2018



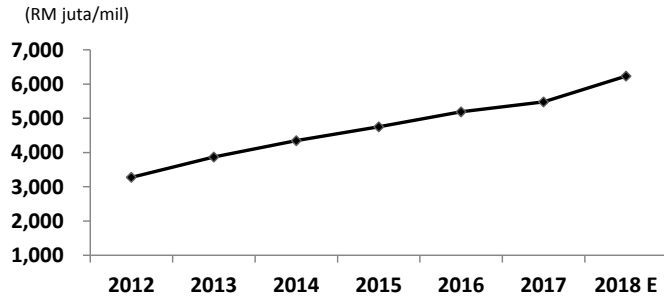
Malaysia : Nilai Di Ladang Daging Babi, 2012-2018
Malaysia : Ex-Farm Value of Pork, 2012-2018



Malaysia : Nilai Di Ladang Daging Ayam/Itik, 2012-2018
Malaysia : Ex-Farm Value of Poultry Meat, 2012-2018



Malaysia : Nilai Di Ladang Telur Ayam/Itik, 2012-2018
Malaysia : Ex-Farm Value of Poultry Eggs, 2012-2018



Malaysia : Nilai Di Ladang Susu, 2012-2018
Malaysia : Ex-Farm Value of Milk, 2012-2018

